

TECHNICAL DATASHEET

Pinstripe Paints

DESCRIPTION


Our **Pinstripe Paints** have been specifically designed to meet all requirements which users and pinstripe artist have.

The excellent characteristics, the high opacity of the products, enormous UV stability and excellent adhesion characterize our products.

Through intensive collaboration with the 'Line Doctor' Herb Martinez we have fulfilled our target and have developed a product in the form of quality, as it has not been in the market yet.


For best results, it is necessary to comply with the technical data sheets.

SURFACE



Suitable substrates are all painted surfaces except old thermoplastic paints.
UNIQUE: Maximum adhesion on glass

SANDING



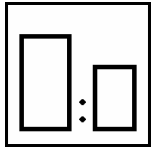
Is not required, but recommended if you are looking forward to cover the pinstripes with a clear coat layer.

DEGREASE



Clean the surface with the special DEGREASER we offer in our Portfolio.

MIXING RATIO



Variation 1 (usage without Hardener):

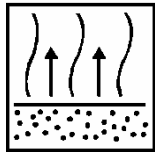
Add 10 to max. 20% Pinstripe Reducer

Variation 2 (with usage of Pinstripe Hardener):

Add 10 – 15% Pinstripe Hardener

Adjust viscosity by adding up to 10% Pinstripe Reducer

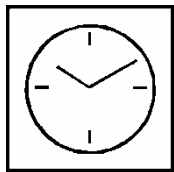
DRYING TIME



Dry after 4 – 6 hours room temperature

Can be clearcoated with a laquer from the Fashion Paint portfolio after 3 – 4 days

DRYING



No heat required – drying by room temperature

STORAGE



Store the products at a well ventilated, cool and dry place.

Keep them also away of heat springs, fire, etc.

In the case of questions and/or stimulations please feel free to contact us:



- Spitzwegstrasse 18
- 74081 Heilbronn
- Deutschland
- Tel: +49 (0) 7131 – 20 31 829
- Fax: +49 (0) 7131 – 20 31 832
- Email: info@fashion-paint.eu
- Web: www.fashion-paint.eu